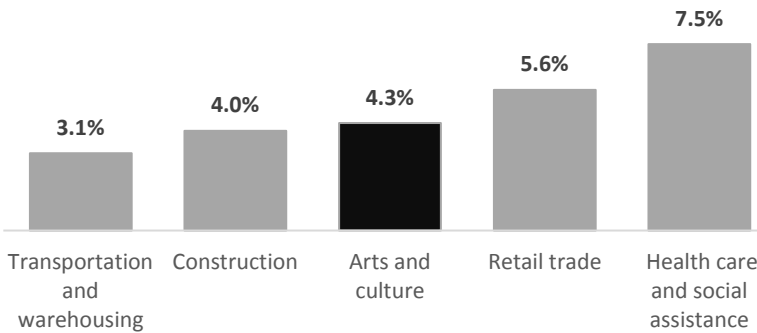




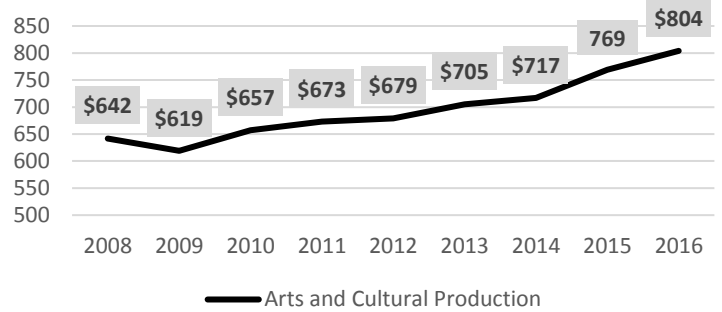
Arts Facts . . . Arts & Culture = 4.3 Percent of GDP

According to the U.S. Bureau of Economic Analysis, arts and culture contributed \$804 billion to the nation’s economy in 2016. This represents 4.3 percent of the GDP—a larger share of the economy than transportation, agriculture, and construction.

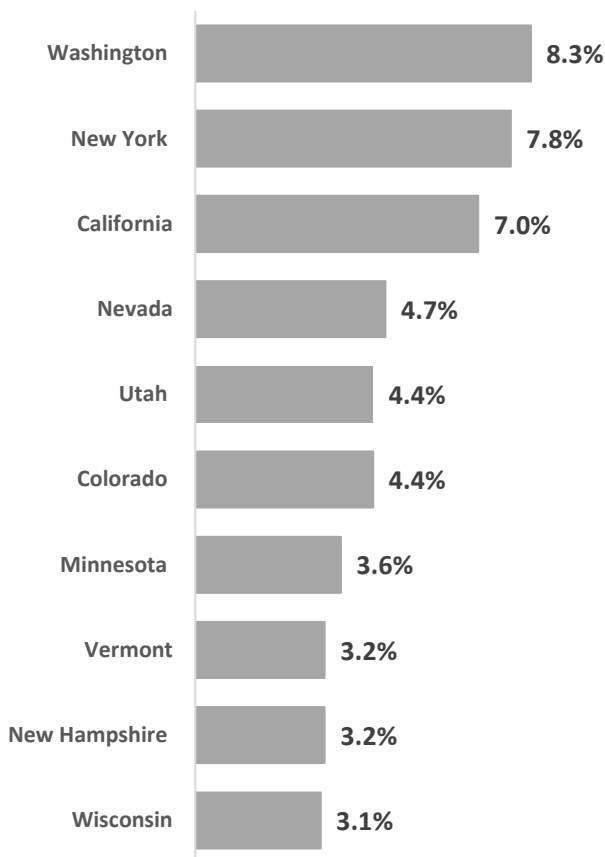
Percentage Contributed to U.S. GDP by selected sector: 2016



Contribution to the GDP by Arts and Culture Industries [Billions of Dollars]



Percent Contribution of Arts and Cultural Production to Total GSP, 2016 (Selected States)



The entire U.S. arts and culture sector (i.e., nonprofit, commercial, education) was a \$804 billion industry in 2016. This represents 4.3 percent of the nation’s Gross Domestic Product (GDP)—a larger share of the economy than transportation, agriculture, or construction—according to the U.S. Bureau of Economic Analysis.

- The arts and cultural sector supported 5 million jobs in 2016, up from 4.9 million in 2015.
- Arts and culture had a \$25 billion international trade surplus in 2016.
- Arts and culture represents an important share of state economies, for example: California (7.0 percent), Utah (4.2 percent), Minnesota (3.6 percent), Vermont (3.2 percent), Wisconsin (3.1 percent). Find your state [here](#).
- That the BEA measures [arts and cultural production](#) in the U.S. highlights the important role of the arts in building a healthy economy and ensuring our global competitiveness.

Sources: U.S. Bureau of Economic Analysis. Gross Domestic Product (GDP) by Industry, Arts and Cultural Production Satellite Account (ACPSA), Travel and Tourism Satellite Account, and Gross Domestic Product by Industry. Updated April 2019.